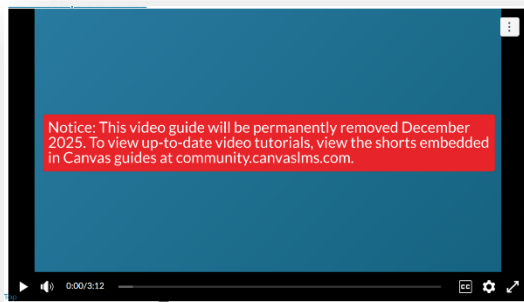


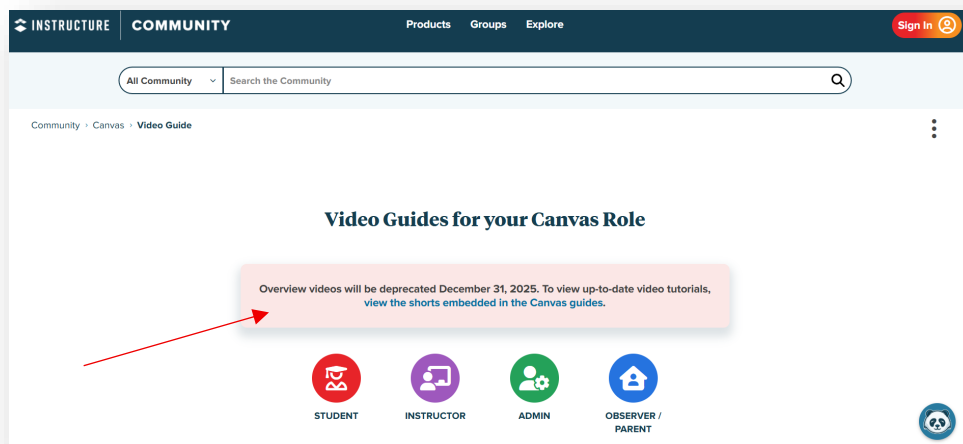
## Canvas Video Guides Update

Canvas is in the process of updating the video guides they provide. All videos from Canvas Guides will deprecate by December 2025 if they haven't become unavailable. If you have Canvas Video guides embedded in your courses, you will need to update them with Canvas' new options. Below are steps you can use to find replacement options for your course following this link: <https://community.canvaslms.com/t5/Video-Guide/tkb-p/videos>

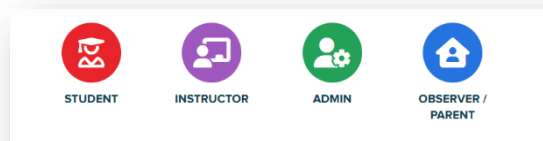
First, videos that will be unavailable by the deprecation date will display the banner to the right of this text that tells users next steps for possible alternatives.



The page below shows a global announcement about the video update plan from Canvas:



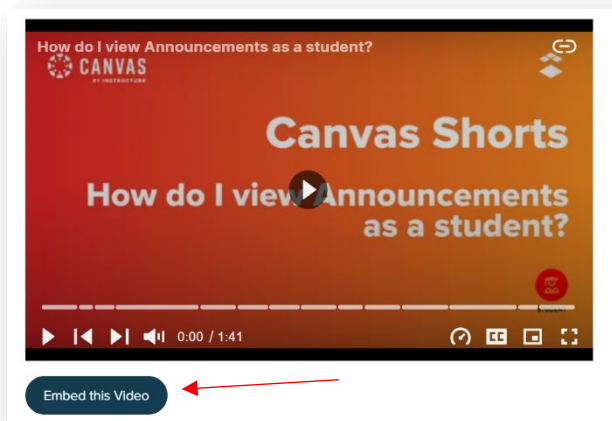
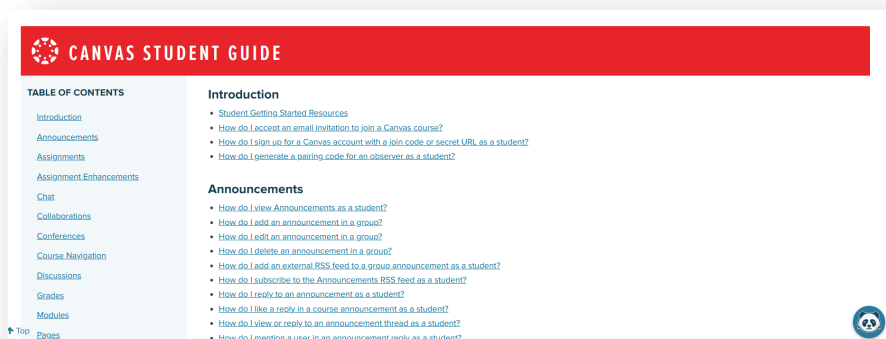
Select the audience you would like to find a guide for, most likely "Student" if you are using videos for a course.



Select the link to the [Student guides](#) or scroll to find the link for the audience (Instructor, Admin, or Observer/Parent) you are searching for. *Note: The videos below the pink banner for any audience are examples of the above guides that will be deleted.*

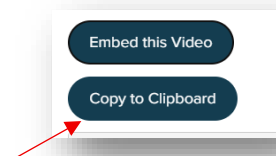


Scroll the Canvas topics that fit the needs of your course or mirror the guide you previously used a video from.



When you select a topic, a guide page will open that has both text and media instructions. Under the video media, there is a button to select for embed options.

Select the embed option and a new button and a text box with the embed code will populate. Select "Copy to Clipboard" and paste into your Canvas course page using the Insert option in the Rich Content Editor. You can use this [guide](#) if you need support with this step.



Please contact the Faculty Resource Center ([frc@uccs.edu](mailto:frc@uccs.edu)) for further support.